





Designing and Making An Instrument : Native American Instrument

Teacher Name: **Miss Hyams**

Student Name: _____

CATEGORY	4 - Above Standards (25 pts)	3 - Meets Standards (20 pts)	2 - Approaches Standard (15 pts)	1- Below Standard (10 pts)
Construction Materials 	Appropriate materials were selected and creatively modified in ways that made them even better for the purpose.	Appropriate materials were selected.	Most of the construction materials were appropriate, but 1-2 were not.	Construction materials were not appropriate for the purpose.
Quality of Construction 	The instrument shows considerable attention to construction. It is sturdy, neat and will stand up to repeated playing over a period of time.	The instrument shows attention to construction, is reasonably sturdy and neat. Will stand up to being played more than once.	The instrument is neatly constructed but is fragile and will probably not stand up to being played more than once.	Pieces are missing or falling off. Seems \"slapped together\" in a hurry.
Quality of Sound 	Instrument offers a wide dynamic and/or tonal contrast.	Instrument offers some dynamic and/or tonal contrast.	Instrument offers little variety in sound.	Instrument offers no variety in sound.
Time And Effort 	Much time and effort went into planning, design, and construction. Project is well designed.	Time and effort went into planning, design, and construction but could have put in more.	Student clearly did some work at home, but could have put in more time and effort. Lacks design.	Time was not used wisely and the student put in no additional effort. Project lacks design.